

Catalogue

Edition **23.2**



Arrowhead
Alarm Products

Security & Automation


Security & Control



Gate Automation



Intercom Solutions



CCTV Solutions



Contents Page

EliteControl Kit's	5
Infinity Series EC Kit's	6
Infinity Series EC PLAS	8
Infinity Series EC System	9
EC Alarm Keypads	12
EC Alarm Panel Accessories	13
Piezos, Strokes & Sirens	18
Indoor & Outdoor Detection Devices	20
Wireless Detectors	26
Reed Switches	27
Pendants & Transmitters	29
Elsema Wireless Range	30
Monitoring & Cellular	33
Access Control	35
Mag Locks, Strikes & Door Holders	39
Intercom Solutions	43
Gate Automation with Beninca	49
Fire Accessories	56
Batteries	58
Security & CCTV Cable	61
Control Relays & Timers	63
Plastic Enclosures	64
Plugpacks	65
Power Supplies	66
Drill Bits	68
CCTV Solutions	72

Security & Automation

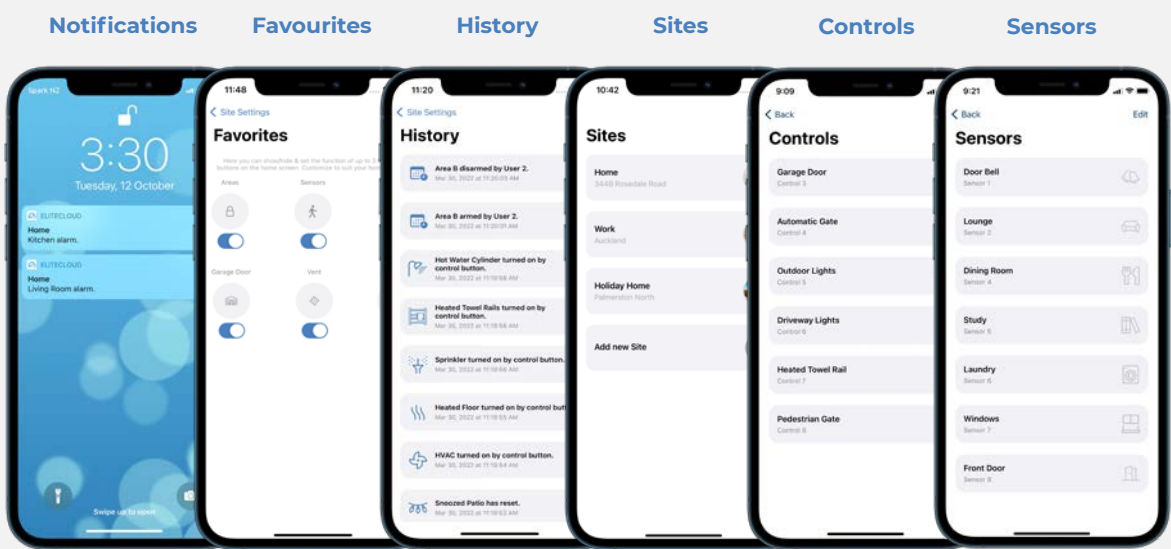
Arrowhead Alarm Products was established in 1986 with a philosophy to provide top quality security equipment with an emphasis on expert back up & support. The EC security & control system is designed and manufactured in our purpose built facility in Highgate Industrial Park located in Silverdale, Auckland.

On site we have a specialised team of software and hardware engineers complimented by our lead free high speed pick & place manufacturing plant and multi stage quality control system. Each and every product we manufacture is also tested in house. This start to finish process makes us so confident that we put a 5 year warranty on everything we build. Our exclusive online technical support library and factory trained engineers provide unprecedented support for our loyal technicians.

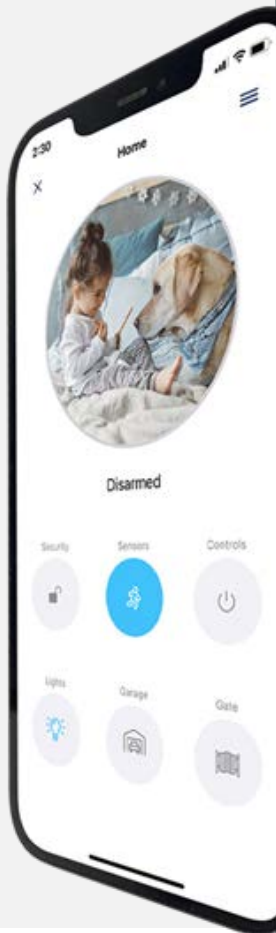
Smartphone App & Monitoring

Intelligent Access, Control & Monitoring At Your Fingertips

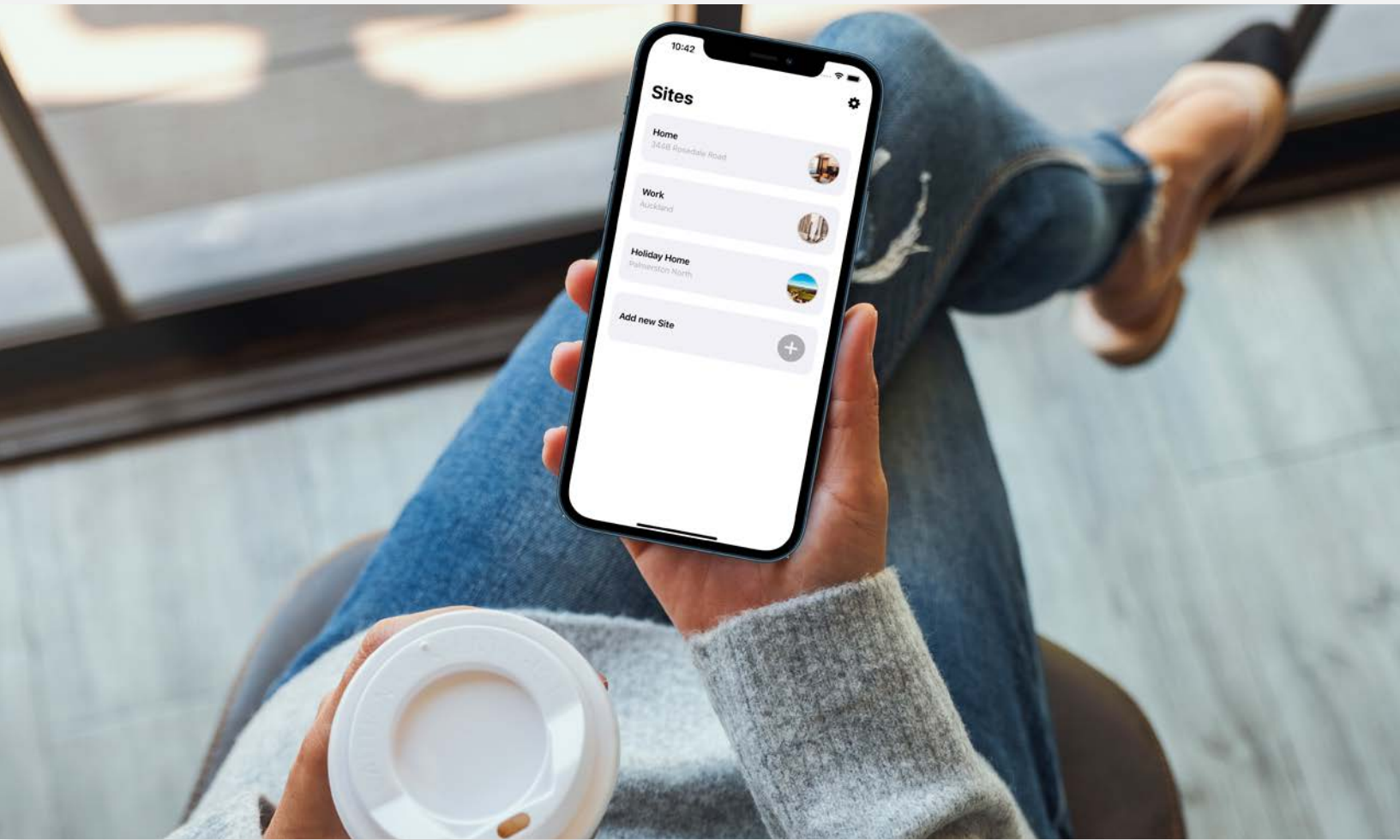
Move your security to the cloud & stay in touch with your home or business. Our EliteCloud smartphone app & management dashboard puts you in control, anytime & from almost anywhere.




www.elitecloud.co.nz



EliteControl Kit's



Brought to you by





Infinity Series EC KIT's



EC-KIT LCD

Complete EC alarm kit. Includes EC-PCB, plastic cabinet & transformer, 2 x OPT-FLX-S-ST, DM12-7.5, EC-SIREN, PS209-R, EC-LCD & 4C2-100-CU



EC-KIT LCD NC

Complete EC alarm kit. Includes EC-PCB, plastic cabinet & transformer, 2 x OPT-FLX-S-ST, DM12-7.5, EC-SIREN, PS209-R, EC-LCD. **Note:** excludes 4C2-100-CU



EC-KIT TOUCH W

Complete EC alarm kit. Includes EC-PCB, plastic cabinet & transformer, 2 x OPT-FLX-S-ST, DM12-7.5, EC-SIREN, PS209-R, EC-TOUCH W & 4C2-100-CU



EC-KIT TOUCH W NC

Complete EC alarm kit. Includes EC-PCB, plastic cabinet & transformer, 2 x OPT-FLX-S-ST, DM12-7.5, EC-SIREN, PS209-R, EC-TOUCH W. **Note:** excludes 4C2-100-CU



EC-KIT TOUCH B

Complete EC alarm kit. Includes EC-PCB, plastic cabinet & transformer, 2 x OPT-FLX-S-ST, DM12-7.5, EC-SIREN, PS209-R, EC-TOUCH B & 4C2-100-CU



EC-KIT TOUCH B NC

Complete EC alarm kit. Includes EC-PCB, plastic cabinet & transformer, 2 x OPT-FLX-S-ST, DM12-7.5, EC-SIREN, PS209-R, EC-TOUCH B. **Note:** excludes 4C2-100-CU



EC-KIT KP W

Complete EC alarm kit. Includes EC-PCB, plastic cabinet & transformer, 2 x OPT-FLX-S-ST, DM12-7.5, EC-SIREN, PS209-R, EC-KP W & 4C2-100-CU

Coming Soon!



EC-KIT KP W NC

Complete EC alarm kit. Includes EC-PCB, plastic cabinet & transformer, 2 x OPT-FLX-S-ST, DM12-7.5, EC-SIREN, PS209-R, EC-KP W. **Note:** excludes 4C2-100-CU

Coming Soon!



EC-KIT KP B

Complete EC alarm kit. Includes EC-PCB, plastic cabinet & transformer, 2 x OPT-FLX-S-ST, DM12-7.5, EC-SIREN, PS209-R, EC-KP B & 4C2-100-CU

Coming Soon!



EC-KIT KP B NC

Complete EC alarm kit. Includes EC-PCB, plastic cabinet & transformer, 2 x OPT-FLX-S-ST, DM12-7.5, EC-SIREN, PS209-R, EC-KP B. **Note:** excludes 4C2-100-CU

Coming Soon!

Control your alarm with EliteCloud

Features

- System history
- Live sensor status
- User management
- Control up to 32 outputs
- Up to 10 sites per app user
- Up to 100 app users per site
- Customisable favourites buttons
- Customisable push notifications
- Ongoing feature enhancement

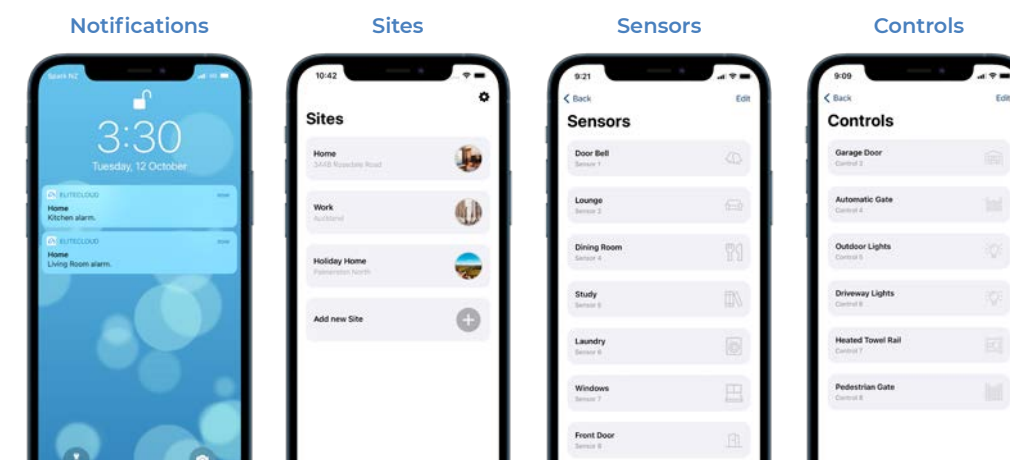
EC-IoT

Plug on Ethernet board for EC-PCB



5 Year Warranty

For full history of your EliteControl system, consider adding the EliteCloud app as this will provide you with the most detailed and up to date information of your security system. **Note:** EC-PCB requires EC-IoT for app connectivity



www.elitecloud.co.nz



Infinity Series EC PLAS



EC-PLAS

EC-PCB alarm panel in plastic cabinet & transformer.
Note: excludes keypad



EC-PLAS LCD

EC-PCB alarm panel in plastic cabinet & transformer,
includes EC-LCD keypad



EC-PLAS TOUCH W

EC-PCB alarm panel in plastic cabinet & transformer,
includes EC-TOUCH W keypad



EC-PLAS TOUCH B

EC-PCB alarm panel in plastic cabinet & transformer,
includes EC-TOUCH B keypad



EC-PLAS KP W

EC-PCB alarm panel in plastic cabinet & transformer, includes EC-KP W keypad

Coming Soon!



EC-PLAS KP B

EC-PCB alarm panel in plastic cabinet & transformer, includes EC-KP B keypad

Coming Soon!



Infinity Series EC System



EC-PCB

Infinity Series Control Panel with integrated access control, options for long range wireless & more. For app connectivity you will require EC-IoT (sold separately)



EC-i PLC/U

Infinity Series Panel mounted in EC-CAB-1A with integrated access control, options for long range wireless & more. For app connectivity you will require EC-IoT (sold separately)



EC-LCD

Full English text LCD keypad for EC series control panel. Multi function with assignable buttons



EC-LCD PROX

Full English text LCD keypad for EC control panel series. Multi function with assignable buttons & built in proximity reader for access control



EC-TOUCH W

5" Touch Keypad with white surround, compatible with EC, ESL-2, ESX, ESL. Dimensions W143 x H103 x D15mm



EC-TOUCH B

5" Touch Keypad with charcoal surround, compatible with EC, ESL-2, ESX, ESL. Dimensions W143 x H103 x D15mm

Alarm Panels

EC System



EC-i DIALLER

Plug on dialler board for EC-PCB with built in DTMF decoder & supports canned voice messages. Also supports 3rd party devices



EC-IoT

EC-IoT EliteCloud app & monitoring module for EC security systems



EC-i RS232

RS232 plug on module for the EC control panel. Allows 2-way communication between the EC & automation system



PROX READER USB

125K proximity reader for simple prox card entry into the EC system. Simple scan to panel technology



EC-SCC ADAPTER

Adapter mounting plate for EC series and used in conjunction with EC-CAB MET series (requires EC-SCC PLATE)



EC-SCC BATT

Battery holder for EC series and used in conjunction with EC-CAB MET (suitable for DM12-5, 7 & 9A batteries)



EC-SCC PLATE

Adapter mounting plate for EC series and used in conjunction with EC-CAB MET series (requires EC-SCC PLATE)



EC-SCC PSU

24V DC 2.2A power module with IEC. Suitable for EC series cabinet and system



EC-A2

2 door access control module for EC security & control system



EC-O4

4 relay output expander for EC security & control system



EC-Z8

8 zone expander module for EC security & control system



PW WIEGAND

Outdoor prox/PIN reader. IP66 outdoor ready, 40 bit wiegand with backlit keys. Used in conjunction with EC-A2



PW WIEGAND-NK

Outdoor prox reader. IP66 outdoor ready, 40 bit wiegand with backlit keys. Used in conjunction with EC-A2



PW WIEGAND-SK1

Outdoor prox/PIN reader. IP66 outdoor ready, 40 bit wiegand with backlit keys. Used in conjunction with EC-A2



PW WIEGAND-SK4

Outdoor prox/PIN reader. IP66 outdoor ready, 40 bit wiegand with backlit keys. Used in conjunction with EC-A2



SCC-28

28" structured cabling cabinet (flush mount). Dimensions 725 x 355 x 90mm. Can be used with EC-SCC plates & expander modules



EC Alarm Keypads



EC Alarm Panel Accessories



EC-LCD

Full English text LCD keypad for EC series control panel. Multi function with assignable buttons



EC-LCD PROX

Full English text LCD keypad for EC control panel series. Multi function with assignable buttons & built in proximity reader for access control



EC-TOUCH W

5" Touch Keypad with white surround, compatible with EC, ESL-2, ESX, ESL. Dimensions W143 x H103 x D15mm



EC-TOUCH B

5" Touch Keypad with charcoal surround, compatible with EC, ESL-2, ESX, ESL. Dimensions W143 x H103 x D15mm



EC-TOUCH W PROX

5" Touch Keypad with white surround, includes built-in prox. Compatible with EC, ESL-2, ESX, ESL. Dimensions W143 x H103 x D15mm. 2 x PROX EM4100 included



EC-TOUCH B PROX

5" Touch Keypad with charcoal surround, includes built-in prox. Compatible with EC, ESL-2, ESX, ESL. Dimensions W143 x H103 x D15mm. 2 x PROX EM4100 included



EC-KP W

EliteControl capacitive interface for EC security systems (white). Dimensions W74 x H118 x D12mm

Coming Soon!



EC-KP B

EliteControl capacitive interface for EC security systems (black). Dimensions W74 x H118 x D12mm

Coming Soon!



EC-PCB

Infinity Series Control Panel with integrated access control, options for long range wireless & more. For app connectivity you will require EC-IoT (sold separately)



EC-IoT

EC-IoT EliteCloud app & monitoring module for EC security systems



EC-i DIALLER

Plug on dialler board for EC-PCB with built in DTMF decoder & supports canned voice messages. Also supports 3rd party devices



INFINITY LINK

Wireless transceiver 916Hz for EC control panel & this board will allow the infinity wireless products to control & be controlled by the panel



INFINITY REMOTE KIT







Wireless remote kit with 2 x Infinity Remotes and 1 x Infinity Link 916Mhz Transceiver



INFINITY REMOTE

Wireless 4 button remote with haptic feedback 916Mhz EC control panel (note: requires INFINITY LINK)

	INFINITY MOTION	Wireless PIR motion sensor 916Mhz for EC control panel (note: requires INFINITY LINK)
	INFINITY INPUT	Wireless magnetic door/window contact with input 916Mhz for EC control panel (note: requires INFINITY LINK)
	INFINITY MOTION IP54	Wireless outdoor dual tech motion sensor 916MHz for EC control panel (note: requires INFINITY LINK)
	INFINITY SIREN	Wireless outdoor siren/strobe 916Mhz for EC control panel (note: requires INFINITY LINK)
	INFINITY PANIC	Wireless waterproof panic single button 916Mhz for EC control panel (note: requires INFINITY LINK)
	INFINITY OUTPUT	Wireless 1 channel output 916Mhz for EC control panel (note: requires INFINITY LINK for EC integration but can also be standalone)
	INFINITY TX-1	Wireless waterproof single button 916Mhz with haptic feedback for EC control panel (note: requires INFINITY LINK)
	INFINITY TX-B	Wireless single channel transmitter in box 916Mhz (note: compatible with EC control panel and INFINITY OUTPUT)

	EC-A2	Dual Wiegand Interface for EC system. 12VDC required, featuring 2 inputs & 2 outputs
	EC-Z8	8 zone expander module for EC system. Includes 2 x quick connect keypad bus sockets
	EC-O4	4 relay output expander module for EC system. Includes 2 x quick connect keypad bus sockets
	EC-TAMPER P	Plastic cabinet tamper, compatible with EC-CAB & EC-CAB-1A
	EC-CAB	Plastic cabinet for EC system. Holds 12V 7.5A battery, supports 1.4A power supply & multiple board locations with clip in tabs. Dimensions L323 x W293 x D87mm
	EC-CAB 1A	Plastic cabinet for EC system. Holds 12V 7.5A battery & multiple board locations. Includes 1.4A power supply with clip in tabs. Dimensions L323 x W293 x D87mm
	ELITE TRANS	1.4A transformer 17VAC compatible with EC-CAB and comes standard with all EC KIT's
	ELITE TRANS-KIT	1.4A transformer 17VAC with plastic fuse terminal block & screws. Compatible with EC PLAS & EC-CAB



ELITE TRANS-KIT M

1.4A transformer 17VAC compatible with EC-CAB MET series. Includes terminal block & screws



EC-SCC ADAPTER

Adapter Mounting Plate for EC range and used in conjunction with EC-CAB MET series (requires EC-SCC PLATE)



EC-TAMPER M

Tamper for EC Metal Cabinet Flush and Surface versions (EC-CAB MET F & EC-CAB MET S)



EC-SCC BATT

Battery Holder for EC range and used in conjunction with EC-CAB MET series (for 5, 7 & 9A batteries)



EC-CAB MET S

EC Surface Metal Cabinet Only (no transformer). Dimensions (lid) 388mm x 283mm x D99mm



EC-SCC PLATE

Mounting Plate for EC range and used in conjunction with EC-CAB MET series



EC-CAB MET F

EC Flush Metal Cabinet Only (no transformer). Dimensions (lid) 410mm x 307mm x D99mm



EC-SCC PSU

24VDC 2.2A Power Module with IEC for Structured Cabling Cabinet



WARNING STICKER

Red & white outdoor security warning sticker. Dimensions L158mm x W79mm



SCC-28

28" structured cabling cabinet (flush mount). Dimensions 725 x 355 x 90mm Can be used with EC-SCC plates & expander modules



WiFi KIT

Pre programmed pair of wifi modules (1 x master & 1 x slave). Plug the master into your router & the slave into the module, connect the power for secure wireless path



EC-MET LOCK

Lock & Key for the EC-CAB MET (includes 2 x keys)



WIFI LR-CPE-300P-KIT

Long range outdoor wireless bridge with maximum transmission range of 1km.Supports POE solutions and plugpack included



Piezos, Strobes & Sirens



EK105

Top hat piezo surface mount (114dB & 120mA @12VDC). Dimensions dia. 86mm x D42mm



EK105-2T

Combo top hat piezo & chime with adjustable volume chime output (114dB & 230mA @ 12VDC). Dimensions dia. 86mm x D42mm



PS209

Surface mount internal piezo (114dB & 150mA @ 12VDC. Dimensions dia. 54mm x D47mm



PS209-R

Flush mount internal piezo (114dB & 200mA @12VDC. Dimensions dia. 76mm x D59mm



PS209-R2T

Combo flush mount piezo & chime with adjustable volume chime output (114dB & 230mA @ 12VDC). Dimensions dia. 75mm x D54mm



PS209-F

Flush mount internal (PDL style) piezo. (114dB & 200mA @ 12VDC. Dimensions L114mm x W70mm x D57mm




KS50

Outdoor high speed siren (120dB A weighted & 1.2A @ 12V)



SPL-50

12V indoor red LED strobe siren 80dB. Diameter of 70mm



SPL-50B

12V indoor blue LED strobe siren 80dB. Diameter of 70mm



EC-SIREN

White External siren / strobe 10-15 VDC 250MA Max. Compatible with the EC range



EC-SIREN B

Charcoal External siren / strobe 10-15 VDC 250MA Max. Compatible with the EC range









SS-101NZ











High power siren with battery backup & flash light, battery included. 13.6 - 14.4VDC constant supply voltage 250mA (max) @ 128dB. Dimensions 280mm x 195mm x 95mm












Indoor & Outdoor Detection Devices










Detection



	OPT-FLX-S-ST	Pet Friendly Passive Infrared Detector with Digital Quad Zone Logic
	OPT-FLX-S-DT-X5	Combination PIR & Microwave Detector 10.525GHZ & Pet Friendly
	OPT-FLX-CW-G2	FLX series wall or ceiling mount bracket CW-G2
	OPT-AP-360B(C)	Indoor recessed mount 360° hard-wired detector. Hole cut-out size: 45mm
	OPT-AP-20NB(C)	Indoor recessed mount hard-wired curtain detector. Hole cut-out size: 45mm
	OPT-FA-3	Multi-angle wall/ceiling mount bracket for FMX detectors









	OPT-LX-402	Outdoor Passive Infrared Detector IP54
	OPT-CX-702	Passive Infrared Indoor Detector for Harsh Environments
	OPT-CA-1W	Multi Angle Wall mount bracket for CX-702 series
	OPT-CA-2C	Multi Angle Ceiling mount bracket for CX-702 series
	OPT-FX-360	Cost Effective 360° Ceiling Mount Passive Infrared Detector
	OPT-SX-360Z	360° Ceiling Mount Passive Infrared Detector 18m Diameter Coverage
	OPT-APX-360	360° Ceiling mount indoor passive infrared detector
	OPT-VXI-ST	Outdoor PIR with Spot & Area Detection and Double Conductive Shielding IP55
	OPT-WXI-ST	180° Panoramic Outdoor Detector IP55
	OPT-VIBRO	Intelligent Microprocessor Controlled Shock Sensor

Detection

	OPT-AX-200TN	Short range Photoelectric Twin Beam 60m, IP65
	OPT-AX-70TN	20m outdoor (IP65) short range photoelectric detector with lighting & surge protection
	OPT-AX-100TFR	30m outdoor battery operated dual beam
	OPT-AX-130TN	40m outdoor (IP65) short range photoelectric detector with lighting & surge protection
	OPT-BXS-ST	Outdoor Boundary Detector with Quad PIR Sensors 2 on each side of the detector (up to 40ft Detection per side) IP55
	OPT-FLX-P-ST	Passive infrared detector with 15m wide coverage with multiple mounting options (with bracket: wall, corner ceiling)
	OPT-HX-40	High mount outdoor detector with active IR digital anti-masking function and intelligent detection logic
	OPT-VXI-R	Battery Powered 12m outdoor PIR for Spot & Area Detection with Pet Tolerance
	OPT-VXI-DAM-X5	Outdoor PIR & Microwave 10.525GHZ Detector with Anti-Masking IP55

	OPT-HX-80N	High mount outdoor (IP55) PIR 24m x 2m narrow coverage with advanced temperature compensation logic
	OPT-LX-802N	Outdoor passive infrared 80' narrow long range detector (IP54) with selectable detection patterns (pet alley or multi-level)
	OPT-OM-106C	Microwave access control sensor (IP54), mounting height up to 3.5m
	OPT-OS-12C	The Optex OS-12C active infrared safety beam system is compatible with any type of automatic door
	OPT-HX-40DAM	High Mount Dual PIR & Microwave Detector 10.525GHZ for Exterior Use IP55
	OPT-SH-7MC	For the OS-12C: 1 Pair Sensor Heads & 23' Cable
	OPT-QXI-ST	Wide Angle Passive Infrared Outdoor Detector with Selectable Mounting Height & Pattern
	OPT-QXI-DT-X5	Combination PIR & Microwave Wide Angle Passive Infrared Outdoor Detector 10.525GHZ
	OPT-SL-200QN	60m outdoor quad photoelectric detector with Sniper Viewfinder (IP65)

	OPT-SL-650QN	Outdoor 200m Photoelectric Detector IP65, includes Quad Beam with Aspherical Lenses
	OPT-SL-350QFR	100m outdoor quad photoelectric detector with Sniper Viewfinder (IP65)
	SWAN QUAD	Quad element pet friendly PIR, rated up to 25kg. Optimum mounting height 2.1m. Wide angle lens, detection range 18m & mounting bracket available
	SWAN QUAD N/O	Quad element pet friendly PIR with normally open contacts. Ideal for use with car alarms
	CRGB PLUS	Shock and/or breakage selectable. Sensitivity adjustment. Ceiling or wall mount
	QUIP-1000	Microwave pet friendly PIR, rated up to 25kg. 10.525GHz with optimum mounting height of 2.1m
	SWAN BKT	Wall mount bracket for the SWAN QUAD, offers a 90 degree swivel for the PIR
	SWAN PGB	Pet friendly PIR, rated up to 25kg with built in shock & glass break detector. Optimum mounting height of 2.1m
	CRTL360	Ceiling mounted 360 degree PIR. Max installation height 3.6m & max coverage dia. 20m. Dimensions dia. 110mm x D40mm

	B-PUPILLA.T	12-24V AC/DC surface mount point to point beam, with 20-25m range. Dimensions L113mm x W35mm x D30mm. IP44 rated
	B-KREX	Photoelectric retro-reflective safety beam, AC/DC 24-240V
	B-PUPILLA XP20D	24V AC/DC surface mount point to point beam, battery powered on one side (battery not included)
	MD2010	Loop metal detector 12 - 24VDC or 16 - 24V AC. Delivers precise vehicle detection when accompanied with an in ground loop. No remote or keypad required
	A-PROBE KIT	AAP ground probe kit for vehicle detection. Kit includes 1x A-PROBE with 25m pre-made IP rated cable & 1x A-CONTROLLER
	A-PROBE	AAP ground probe for vehicle detection. Requires A-CONTROLLER. Dimensions dia. 34mm x L440mm
	A-CONTROLLER	Dual Channel Ground Probe Controller 12-24VAC/DC
	GM730	Siemens seismic detector, perfect for mounting on safes. Dimensions L89mm x W89mm x D23mm



Wireless Detectors



INFINITY MOTION

Infinity series 2 way wireless PIR motion sensor 916Hz for EC control systems



INFINITY MOTION IP54

Infinity series 2 way wireless outdoor dual tech motion sensor 916Hz for EC control systems

Detection



Reed Switches



132WH

Surface reed switch SW-SPDT (white). 130VDC 50mA max with a 19mm gap, self adhesive or screw



142SP

Flush reed switch SW-SPDT (white). 130VDC 50mA with a 12mm gap. Used for residential doors & windows



SP200

Flush door contact with NC contacts. 130VDC 50mA with 19.05mm gap. Used for industrial garage doors



39RSP-BR

Brown surface reed switch with NC contacts. 130VDC 50mA with a 25mm gap. Used for commercial doors & windows



90SP

Mini surface reed switch with NC contacts. 130VDC 50mA with a 15mm gap. Used for residential purposes

Reed Switches



BP-30

Surface reed switch with NC contacts. 130V/DC 50mA with a 19mm gap, self adhesive or screw. Used for residential doors & windows



30D

Outdoor Reed Switch with Nomally Open Contacts



BP-50

White flush reed switch with NC contacts. 130VDC 50mA with a 12mm gap. Used for residential doors & windows



BP-50-B

Brown flush reed switch with NC contacts. 130VDC 50mA with a 12mm gap. Used for residential doors & windows



400SP

Surface reed switch with NC contacts. 130VDC 50mA with a 50mm gap. Used for commercial doors



SP-3000A

Surface reed switch with wide 2.25 inch gap. Comes with adjustable magnet, ideal for garage doors




500SP

Surface reed switch with NC contacts. 2.5 inch gap & metal enclosure. Used for industrial garage doors



Pendants & Transmitters



**INFINITY
REMOTE
KIT**

Infinity series 2 way wireless remote kit which includes:
1 x INFINITY LINK & 2 x INFINITY REMOTE



**INFINITY
REMOTE**

Infinity series 2 way wireless 4 button remote with haptic feedback 916Hz, compatible with EC series (requires INFINITY LINK)



**INFINITY
PANIC**

Infinity series 2 way wireless 1 button pendant with haptic feedback 916Hz, compatible with EC series (requires INFINITY LINK) or standalone (requires INFINITY OUTPUT)



INFINITY TX-1

Infinity series 2 way wireless 1 button weather proof remote with haptic feedback 916Hz, compatible with EC series (requires INFINITY LINK) or standalone (requires INFINITY OUTPUT)



INFINITY TX-B

Wireless single channel transmitter in box 916Mhz (note: compatible with EC control panel and INFINITY OUTPUT)

Esema Wireless Range



GLT43301

1 channel 433Mhz handheld transmitter. Includes 9V alkaline battery



GLT43302

2 channel 433Mhz handheld transmitter. Includes 9V alkaline battery



GLT43304

4 channel 433Mhz handheld transmitter. Includes 9V alkaline battery



GLT43308

8 channel 433Mhz handheld transmitter. Includes 9V alkaline battery



GLR43301

1 channel 433Mhz receiver, compatible with the GLT series 12 - 24V



GLR43302

2 channel 433Mhz receiver, compatible with the GLT series 12 - 24V



GLR43304

4 channel 433Mhz receiver, compatible with the GLT series 12 - 24V



GLR43308 12R

8 channel 433Mhz receiver, compatible with the GLT series 12 - 24V. Includes relay outputs



ANT433M

433Mhz antenna for Gigalink series transmitters & receivers. 94cm long with cable & SMA connector



ANT433S

433Mhz antenna for Gigalink series transmitters & receivers. 35cm long with cable & SMA connector



MCR91512R

12 channel 915Mhz receiver, compatible with MCT range & includes relay output. 10 - 28V AC/DC



MCT91516

16 channel 915Mhz multicode transmitter, compatible with the MCR series



FOB43301WP

Elsema 1 Channel Waterproof PentaFOB Transmitter with 5 Frequencies



FOB43302WP

Elsema 2 Channel Waterproof PentaFOB Transmitter with 5 Frequencies



FOB43304WP

Elsema 4 Channel Waterproof PentaFOB Transmitter with 5 Frequencies



FOB43305WP

Elsema 5 Channel Waterproof PentaFOB Transmitter with 5 Frequencies



PCR43301RE

1 channel Penta receiver with relay output and 5 frequencies, compatible with the FOB series



PCR43304R

4 channel Penta receiver with relay output and 5 frequencies, compatible with the FOB series



PCR43305R

5 channel Penta receiver with relay output and 5 frequencies, compatible with the FOB series



Monitoring & Cellular



EC IoT

Plug on EliteCloud App module for EC-PCB (note: you will also need to download EliteCloud app)



EliteCloud

Available from the app Store or Google Play (requires EC-IoT module). Please note: the app for this device has paid subscription services: www.elitecloud.co.nz



EC-i DIALLER

Plug on dialler for EC-PCB, land-line & third party monitoring



ANT-MB-49A

500mm 7 band 7dBi whip antenna with magnetic base. 3m cable SMA 824-960/1710-1990/2170Mhz



MEDI BRACELET

4G/3G Medical bracelet with 2-way voice & GPS tracking




FWT 3G/4G

3G/4G GSM Cellular Unit (EC-25AU Cellular Modem)


Access Control




Access Control with EliteControl

- 


PW KEYPAD-XK1

Standalone stainless steel outdoor keypad (IP65). 12-24V with built in prox reader. Dimensions 115mm x 75mm x 22mm
- 


PW KEYPAD-XK4

Standalone stainless steel outdoor keypad(IP65). 12-24V with built in prox reader. Dimensions 134mm x 56mm x 21mm
- 


EC-A2

Dual wiegand interface for EC security systems. 12VDC required, includes 2 inputs & 2 outputs with optional 1.4A PSU (EC-PSU2)
- 

PW WIEGAND

Outdoor keypad reader with built in prox/pin (IP66). 40 bit wiegand white backlit keypad, compatible with the EC-A2
- 

PW WIEGAND KIT

2 door access control kit, includes 1x PW WIEGAND & 1x EC-A2 interface board. Compatible with EC security systems
- 

PW WIEGAND-SK1

40 bit wiegand 8-18VDC keypad. IP65 with blue backlit keys & built in prox reader. Used with EC-A2



PW-SK1 KIT

2 door access control kit, includes 1x PW WIEGAND-SK1 & EC-A2 interface board. Compatible with EC control system



PW WIEGAND-SK4

40 bit wiegand 8-18VDC keypad (architrave style). IP65 with blue backlit keys & built in prox reader. Used with EC-A2



PW-SK4 KIT

2 door access control kit, includes 1x PW WIEGAND-SK4 & 1x EC-A2 interface board. Compatible with EC control system



PW WIEGAND-NK

40 bit outdoor wiegand reader with built in prox. IP66 outdoor ready and compatible with EC-A2



DWD30

Cable protector with plastic ends (stainless steel) with 6.2 dia. 300mm length



DWM300

Cable protector with metal box ends (stainless steel). 8mm dia. 300mm length



PROX CARD

Proximity card compatible with the PW & EC control system keypads. Dimensions L86mm x W54mm x 1mm



PROX EM4100

Proximity tumbler keytag (blue). Compatible with PW & EC series keypads



PRESCO TAGS

Presco proximity keytag (grey), compatible with the PRESCO keypad range











EM4102

20mm proximity tag (clear disc). Compatible with PW & EC series keypads








AT2-PCB

Universal timer board 5V -30V DC with 9 selectable time modes. Dimensions 63 x 37 x 20mm

	AAP-TOUCH	Multi function capacitive exit button for egress in access control applications. 10-28VDC 50mA current draw
	AAP-EM	Multi function mechanical exit button for emergency egress in access control applications. 10-28VDC 50mA current draw
	AAP-COVER	Protective cover for the AAP-EM
	AAP-PANIC	Latching panic plate, with DPDT 2A contacts, buzzer and back light. 10-28VDC 50mA current draw
	WES 1910	Small stainless steel press to exit push button. Flush IP65, includes WEB1910 push button & WEBS19 face plate
	WEL 1911	PDL stainless steel blue illuminated exit push button. Flush IP65, includes WEB1911 push button & WEBL19 face plate
	WEL2220	Stainless steel exit push button with mushroom green push button. NO/NC contacts
	WEL-SMB	Outdoor surface mount exit button with LED indicator. Dimensions H60mm x W30mm x D26mm



Mag Locks, Strikes & Door Holders

	FSHFEL990M	12/24V mortice lock - Fail safe/Fail secure 60mm back-set
	FSHR40PCV-12	12V magnetic door holder 25kg - floor mounted
	FSHR40-12ARM	Armature plate only for FSH door holders
	FSHR40-12	12V 25Kg door holder - Wall mount
	FSHR40-24	24V 25Kg door holder - Wall mount



FSHR40PCH-12

12V 25Kg door holder - wall mount with extension



YM-180W

180Kg 12/24VDC weather resistant magnetic clamp for pedestrian gates



FSHFEM3500M

280Kg single magnetic lock - monitored




FSH-FEM4700FS-LSS

380Kg single magnetic lock - weather resistant - monitored



FSHFEM3500DM

560Kg double magnetic lock - monitored



FSHFEM5000G

630Kg single magnetic lock - weather resistant



FSHFEM5700M

580Kg single magnetic lock - monitored



FSHFEM5700DM

500Kg double magnetic lock - monitored



YM-280DS

280Kg 12/24VDC single door magnetic clamp



ABK-280GZ

GZ Bracket for Frameless Glass Door for YM-280DS



ABK-280ZL

ZLC bracket for inward doors use with YM-280DS



FSHFEM-3500FM

280Kg single flush mount magnetic lock



FSHFES10

12/24V electric strike lock - weather resistant - ANSI IP56



FSHFES20

12/24V electric strike lock - high security for commercial premises



ABK-180ZL

Weather resistant ZL bracket, compatible with the YM-180W



FSHAMZB4-LP

ZL bracket for single mag lock, suits: FEM3500, 3500M, 4700FS



FSHAMZB1-LPDSS


ZL bracket for single mag lock suit: FEM5700M



FSHIRT881SSS

Recessed cable transfer for mortice locks 300mm

Intercoms



E-CON GATE

Black outdoor gate station, surface mount, 2MP 1080P. Compatible with E-CON MONITORS



E-CON GATE SA

Black standalone outdoor gate station, 2MP 1080P, Wifi & Ethernet compatible



E-CON GATE-K

Black outdoor gate station with keypad, surface mount, 2MP 1080P. Compatible with E-CON MONITORS



E-CON MONITOR-B

Black 7" touch screen monitor with Wifi & Ethernet. Compatible with E-CON GATE & EC-CON GATE-K



E-CON MONITOR-W

White 7" touch screen monitor with Wifi & Ethernet. Compatible with E-CON GATE & EC-CON GATE-K



**E-CON KIT-B**

Video door station & colour video monitor kit which includes E-CON GATE & E-CON MONITOR-B

**E-CON KIT-W**

Video door station & colour video monitor kit which includes E-CON GATE & E-CON MONITOR-W

**E-CON KIT-B-KP**

Video door station & colour video monitor kit which includes E-CON GATE-K & E-CON MONITOR-B

**E-CON KIT-W-KP**

Video door station & colour video monitor kit which includes E-CON GATE-K & E-CON MONITOR-W

**E-CON PROX TAG**

Black prox tag for use with the E-CON GATE KP series

**DB-D1101V-Flush**

Mini IP intercom video door station, surface mount stainless steel metallic finish. Single push button

**DB-D1101V**

DoorBird IP Video Door Station with 1 Call Button (V2A Grade) Surface Mount

**DB-A1101**

Indoor IP video station comes standard as surface mount. Use DB-A8003 for table stand

**DB-A8003**

Optional table stand for IP Video Indoor Station DB-A1101

**DB-D2101KV**

IP video door station with smartphone push. Stainless steel flush edition with integrated access keypad

**DB-D2101KV HOUSE V4**

Surface mount housing box for DB-D2101KV & DB-D2101KV V4 IP Intercom (Salt Water Version)

**DB-D2101KV V4**

IP video door station with smartphone push. Stainless steel flush edition with integrated access keypad (Salt Water Version)

**DB-D2101KH**

IP Video Door Station D2101KH for single family homes, stainless steel V2A, brushed, 1 call button incl. stainless steel plate with bell symbol

**DB-D2101IKH**

Doorbird IP Intercom Video Door Station with Keypad (V2A) Flush Mount Illuminated

**DB-D2101KH Housing-Flush**

Flush-mount housing (backbox), stainless steel V2A, compatible with DB-D2101KH

**DB-D2101KV HOUSE-F**

Flush Mount Housing for DB-D2101KV (Housing/Backbox)

**DB-D2102V**

IP Video Door Station Stainless Steel V2A Brushed with 2 Call Buttons



DB-D2101V

IP video door station. Flush Stainless Steel Brushed V2A. Includes 1x call button



DB-D21DKH

IP video door station, brushed stainless steel, flush mounted (Horizontal), display module, keypad module. Enquire for stock availability



DB-D21DKV

IP video door station, brushed stainless steel, flush mounted (Vertical), display module, keypad module. Enquire for stock availability




IT-Wifidoorbell

4MP Wifi/smart Doorbell with AI for Indoor/outdoor applications



DB-A1071

2-Wire Ethernet POE converter compatible with DoorBird intercoms



DB-A1061W

IP internal door chime compatible with DoorBird IP intercoms. White edition. Note: lead time may apply



AAP GOOSE NECK

Polished Stainless Steel Goose Neck Plinth for Intercom Gate Stations & Keypads - Mount in Concrete



WELL-LPV-20-15

15V 1.3A switch mode power supply in IP67 case. 100 - 240VAC input. Dimensions L116mm x W34mm D27mm

Choose Your Colour!

RAL 1001 beige	RAL 1003 signalgelb / signal yellow	RAL 1004 goldgelb / golden yellow
RAL 1016 schwefelgelb / sulfur yellow	RAL 1017 safrangelb / saffron yellow	RAL 1037 sonnengelb / sun yellow
RAL 2002 blutorange / vermillion	RAL 2004 reinorange / pure orange	RAL 3000 feuerrot / flame red
RAL 3007 schwarzrot/ black red	RAL 3014 altrosa / antique pink	RAL 3028 reinrot / pure red
RAL 4004 bordeauxviolett / claret violet	RAL 4005 blaulila / blue lilac	RAL 4006 verkehrspurpur / traffic purple
RAL 4009 pastellviolett / pastel violet	RAL 5002 ultramarinblau / ultramarine blue	RAL 5004 schwarzblau/ black blue
RAL 5012 lichtblau / light blue	RAL 5013 kobaltblau / cobalt blue	RAL 5018 türkisblau / turquoise blue
RAL 5022 nachtblau / night blue	RAL 6000 patinagrün / patina green	RAL 6006 grauoliv / grey olive
RAL 6018 gelbgrün / yellow green	RAL 6019 weißgrün / pastel green	RAL 6027 lichtgrün / light green
RAL 7001 silbergrau / silver grey	RAL 7004 signalgrau / signal grey	RAL 7006 beigegrau / beige grey
RAL 7011 eisengrau / iron grey	RAL 7015 schiefergrau / slate grey	RAL 7016 anthrazitgrau / anthracite grey
RAL 7023 betongrau / concrete grey	RAL 7033 zementgrau / cement grey	RAL 7044 seidengrau / silk grey
RAL 8004 kupferbraun / copper brown	RAL 8011 nussbraun / nut brown	RAL 8016 mahagonibraun/ mahogany brown
RAL 8023 orangebraun / orange brown	RAL 8028 terrabraun / terra brown	RAL 9002 grauweiß / grey white
RAL 9006 weißaluminium / white aluminium	RAL 9007 graualuminium / grey aluminium	RAL 9010 reinweiß / pure white
RAL 9016 verkehrsweiß / traffic white	DB 703 Eisenglimmer / pearled dark grey	

* The listed colours above are not binding. For the exact colour determination we recommend a valid RAL colour register *

Gate Automation

Gate Automation with Beninca



B-BULLTURBO-KIT

Kit includes 24V B-BULL624 TURBO sliding gate motor & controller, 2x B-TO.GO2VA & 4x B-197.1 nylon racking



B-BOB3024E.P

Kit includes 24V 2x B-BOB3024E screw drive actuators, B-BRAINY24 controller, B-PUPILLA.T & 2x B-TO.GO2VA remotes



B-BOB3024E

24V screw drive actuator with mechanical stops. Requires B-BRAINY24 and used for gates up to 3m leaf. Intensive use duty cycle, 1800N thrust



B-BSR

Adjustable mounting bracket for linear actuators. Compatible with the B-BOB30 series



B-BOB5024

24V screw drive actuator with mechanical stops. Requires B-BRAINY24 and used for gates up to 5m leaf. Intensive use duty cycle, 2200N thrust



B-BACK UP SWING

Battery Back Up kit for Beninca 24V gate automation, compatible with B-BOB3024E & B-BOB5024





B-PR45E24

24V hinge arm with built in limit switches. Arm not included, you require B-DUE2 and used for gates up to 3m leaf. Intensive use duty cycle, 320Nm torque



B-DUE2

Galvanised steel hinge arm for articulated arm actuators. Compatible with B-PR45E & B-PR45E24



B-BACK UP SLIDE-1224

Battery Back up kit for Beninca 24V Sliding Gate Automation, compatible with B-BULL1224



B-BACK UP SLIDE-624

Battery Back up kit for Beninca 24V Sliding Gate Automation, compatible with B-BULL624TURBO



B-BULL624TURBO

24VDC sliding gate motor for gates up to 600kg & 25m/min. Includes built in limit switches & receiver/controller




B-BULL1224

24V sliding gate motor for gates up to 1200kg. Duty cycle 80% with 390N max thrust. 115VAC/ 230VAC power supply. 3A max absorbed current



B-BISON25 OTI

230V sliding gate motor for gates up to 2500kg with built in limit switches. Built in controller & receiver with intensive duty cycle



B-EVA.7

Road barrier control unit with integrated receiver, for passages up to 7m



B-EVA7.A2

Painted elliptical aluminium arm cut into two 3.5m section



B-BOB-RELEASE

Release lever for the B-BOB3024E actuator



B-MLS

Magnetic Limit Switch kit for sliding gate actuators



B-ONE.2WB

433Mhz 2 channel universal receiver in a box compatible with Beninca remotes (both 2 & 4 button)



B-CP.B24ESA

24V Controller for B-BULL624TURBO



B-ADVANTOUCH

Advantouch Programmer for Beninca Control Panels



B-311.M

Adjustable bracket for B-311.M end catch



B-310.M

80mm End Catch for Sliding Gates













B-230.1











150mm x 40mm Single Roller - add to B-213.3B for Installations on a Gradient



B-199.1

Hydraulic Radial Damper

	B-197.1	Nylon racking for Beninca sliding gates. Dimensions L1000mm x W28mm D22mm. Compatible with B-BULL motors
	B-192.1	Metal racking for Beninca sliding gates. Dimensions L1005mm x W30mm x D12mm. Compatible with B-BULL motors. Spacers sold separately
	B-192.1 Spacer	Metal spacer to go with the B-192.1 racking. Note you require 3 spacers for 1 x B-192.1
	METAL PIN	Metal pin anchor for B-192.1 racking. Dimensions 6.5mm x 50mm
	B-SIS KIT	Bus module for synchronizing gate controllers (2 x B-SIS modules)
	B-186.3	3m U-Section 16mm gate tracking for sliding gates. Compatible with 20mm wheels and the B-BULL motors. Note: oversized freight cost may apply
	B-111.80	80mm U-Section gate wheels (20mm). Compatible with the B-BULL motors
	B-111.100	100mm U-Section gate wheels (20mm). Compatible with the B-BULL motors
	B-213.3B	2 roller guide plate (bolt on). Compatible with sliding gate motors
	B-417.20	Swing gate hinge, adjustable 70mm wide with 20mm thread. Compatible with swing gates

	B-247.2	Bolt down end stop for Beninca swing & slide gate motors
	B-530.0	Gate stops to be cemented for swing gates. Compatible with B-BOB & B-BILL swing actuators
	B-535.2	Gate stop for B-BOB swing gates (bolt on)
	B-BE.CODE	Wireless keypad for controlling automated systems. Max 254 different codes linking the device to your receiver
	B-DU.FCN	Waterproof limit switch device for DU.IT24 underground actuator series
	B-DU.ITIX	Self supporting stainless steel foundation box, max opening of 110 degrees. Comes only with cover, requires an unlocking accessory
	B-DU.IT24NVE	24V underground motor for swing gates up to 3.5m. Built in encoder to ensure maximum safety & precision in the gate moving phase
	B-KEY	Master keys for Beninca motors, key range from 1171 - 1180 (pack of 10)
	B-IRI.LAMP	Universal LED flashing light. Also comes with blinking function as standard. Includes inbuilt aerial
	B-SC.M72	Mechanical Safety Edge 2 Metres



B-BOB.BUSH

Whole bush for the B-BOB screw drive actuator series



B-PUPILLA.T

12-24V AC/DC surface mount point to point beam, with 20-25m range. Dimensions L113mm x W35mm x D30mm. IP44 rated



B-PUPILLA XP20D

24V AC/DC surface mount point to point beam with battery on one side of the beam



B-FTC.S

24V AC/DC safety beam set. Fits in commercial sliders including B-BISON. Dimensions L90mm x W75mm x D30mm



B-POL.05

Pair of disassembled columns, not premounted, equipped with base and bracket for PUPILLA photocells. H = 0.5m



B-CBY.24V

Battery charger card for CBY.24V, bracket not included. Used for battery charging



B-BRAINY BOX

Plastic box only for Brainy controller. Dimensions L285mm x W220mm x D120mm



B-BRAINY24 PCB

BRAINY24 control panel for 24V actuators (PCB only)



B-BRAINY24

BRAINY24 control panel with battery charging (batteries not included)



B-SA-24

27VDC Beninca power supply with battery backup



B-TO.GO4AK

4 channel 433Mhz transmitter which is cloneable. Compatible with Beninca actuators



B-TO.GO2VA

2 channel 433Mhz transmitter with advanced rolling code. Compatible with Beninca actuators



B-TO.GO4VA

4 channel 433Mhz transmitter with advanced rolling code. Compatible with Beninca actuators



B-SMART

Turn your transmitter into an elegant wall mounted keypad. Can be fixed to the wall and it is compatible with all B-TO.GO remotes



B-TO.CLIP

Plastic clip for B-TO.GO remotes. Suitable for use on your car visor or wall



B-ANT433

433Mhz extension antenna for Beninca controllers. Compatible with B-TO.GO remotes & controllers



B-Viro

12V Strike for swing driveway & pedestrian gates & 35mm lock Cylinder (vertical mount)



B-Viro-Horizontal

12V Strike for swing driveway & pedestrian gates & 35mm lock Cylinder (horizontal mount)



Fire Accessories



AAP-SMOKE

Photoelectric wireless smoke detector with wireless inter-connect (433Mhz). If integrating into your EC system you will require AAP-RECEIVER



AAP-HEAT

Heat Detector with 433Mhz Wireless Inter-connect. If integrating into your EC system you will require AAP-RECEIVER



AAP-REMOTE

Test & Hush remote for the AAP-SMOKE & AAP-HEAT detectors (433Mhz)



AAP-RECEIVER

Single channel receiver for AAP-SMOKE, AAP-HEAT (433Mhz)



AJ-765SI

Photoelectric standalone smoke detector with wireless inter-connect (433Mhz)



AJ-718

Standalone Heat Detector with wireless inter-connect (433Mhz)



AJ-R106

Standalone 433Mhz Wireless Remote Control for AJ-765 & AJ-718 detectors



HM-SMOKE

12V hardwired smoke detector with test button. Compatible with the EC security system



HM-SMOKE230

230V hardwired smoke alarm with 9V DC alkaline battery backup & inter-connectable



FMR-100

Flush mount ceiling ring for NB338 & NB323 smoke detectors. Hole cut-out size 110mm



NB338-4ARB

12V resetting smoke detector with buzzer & hush button. Compatible with the EC security system



NB323

Rate of Rise thermal heat detector. Trigger temperature 57 degrees & compatible with the EC security system



NB338-4B

12V smoke detector, latching with buzzer (no hush button). Compatible with the EC security system



SM-200

Aerosol smoke detector test can for HM & NB smokes



Batteries



DM12-1.3PP

PowerPac 12V 1.3A battery. Dimensions L100mm x W45mm x D52mm



DM12-2

PowerPac 12V 2A battery. Dimensions L170mm x W60mm x D35mm



DM12-3

PowerPac 12V 3A battery. Dimensions L133mm x W68mm x D60mm



DM12-5A/H

PowerPac 12V 5A battery. Dimensions L90mm x W101mm x D70mm



DM12-7.5

PowerPac 12V 7.5A battery. Dimensions L150mm x W65mm x D95mm



DM12-9

PowerPac 12V 9A battery. Dimensions L150mm x W65mm x D95mm



DM12-12

PowerPac 12V 12A battery. Dimensions L150mm x W100mm x D100mm



DM12-18PP

PowerPac 12V 18A battery. Dimensions L180mm x W75mm x D165mm



DM12-40

PowerPac 12V 40A battery. Dimensions L175mm x W195mm x D165mm



DM6-5A

PowerPac 6V 5A battery. Dimensions L46mm x W70mm x D105mm



3.6V

1/2 AA 3.6V lithium battery



CR-123AW

3V lithium battery



ER26500

Li-SOCL2 C size lithium battery



CR2016

Coin cell lithium battery 3V



CR2032 CELL

Coin cell lithium battery 3V



CR2450

Coin cell lithium battery 3V



142-004

A23 12V miniature battery, dimensions L28mm x Dia. 10mm



A27

A27 12V alkaline battery, dimensions L28mm x Dia. 8mm



142-006

9V alkaline battery, dimensions L48mm x W48mm x D26mm



BC-12500

Battery charger for DM PowerPac batteries, 12V & 800mA



Security & CCTV Cable



4C2-100-CU

4 core 0.2mm tinned copper cable with box centre pull. Comes in 100m roll



4C5-100-CU

4 core 0.5mm tinned copper cable with box centre pull. Comes in 100m roll



4C5-300-CU

4 core 0.5mm tinned copper cable with drum centre pull. Comes in 300m roll



6C2-100-CU

6 core 0.2mm tinned copper cable with box centre pull. Comes in 100m roll



6C5-100-CU

6 core 0.5mm tinned copper cable with box centre pull. Comes in 100m roll



8C5-300-CU

8 core 0.5mm tinned copper cable with drum centre pull. Comes in 300m roll



PATCH CABLE-30

30m CAT5E CCA RJ45 to RJ45 Patch cable



RG59T-75

Premade coax & twin CCTV cable. Comes complete with fittings, 23m BNC & DC 2.1mm plug



DC SPLITTER

2.1mm DC socket with 4x 2.1mm DC plug out used for CCTV cameras



VT-POWER 2.1M

2.1mm DC male plug with DC terminal connector used for CCTV



VT-POWER

2.1mm DC female plug with DC terminal connector used for CCTV



AT2-PCB

Universal timer board 5V -30V DC with 9 selectable time modes. Dimensions 63 x 37 x 20mm



SP RELAY-1A

12V 1A SPDT relay board, dimensions L43mm x W39mm x D18mm



EC-RELAY

DPDT 8 Amp Relay board, with 12V or 24V AC/DC Coil + Low Current Pos/Neg Trigger Mode



Plastic Enclosures



EC-CAB

Plastic cabinet for EC system. Holds 12V 7.5A battery, supports 1.4A power supply & multiple board locations with clip in tabs. Dimensions L323mm x W293mm x D87mm




PLAS BOX-S IP56

Plastic box IP56 rated, dimensions L100mm x W100mm x D50mm



PLAS BOX-L IP65

Plastic box IP65 rated, dimensions L110mm x W150mm x D70mm



PLAS BOX-XL

Plastic box IP56 rated, dimensions L220mm x W150mm x D100mm



PLAS BOX-XXL

Plastic box IP65 rated, dimensions L250mm x W175mm x D103mm



Plugpacks



PS12300EP

12V DC 500mA plugpack. Can be used for many applications including powering keypads & transmitters etc



PS122000PP

Switch mode plugpack, 12V DC 2A



PS124160

Switch mode in-line powerpack 12V DC 4A, used to power CCTV cameras



TEPP16V

Plugpack 16V AC 1.5A, used to power EC security system



Power Supplies



DC CONV-5

Mini AC/DC converter, 16 - 28V in to 12V DC out 500mA. Dimensions L74mm x W40mm D23mm



B-SA-24

27V/DC Beninca power supply with battery backup



PSU1B SM

13.8V1.5A Boxed Power Supply with Monitor Outputs. Dimensions L323mm x W293mm x D87mm



PSU1 SM

13.8V1.5A Plated Power Supply with Monitor Outputs. Dimensions L200mm x W92mm x D60mm



PSU4

13.8V 4A plated power supply with battery charging & 5 fused outlets



PSU6B SM

13.8V 6A (battery backup) in Plastic Cabinet, Smart Compatible with: EC-A2, EC-O4 & EC-Z8



WELL-LPV-20-15

15V 1.3A switch mode power supply in IP67 case with 100 - 240V AC input. Dimensions L116mm x W34mm x D27mm



FUSED BOARD-8

Safely power 8 low voltage devices from one power feed. 8 x 1.6A fused outlets, features 2.1mm DC plug input



PSU24/1.5

27.6V 1.5A plated power supply with battery charging. Dimensions L200mm x W92mm x D60mm



WELL-LPH-18-12

12V 1.5A switch mode power supply in IP67 case with 230V AC input. Dimensions L140mm x W30mm x D23mm



Drill Bits



BES-BELL1412

Diameter 6.4mm x L305mm bell hanger bit made from premium M2 grade steel. Cuts through wood, metal, nails & screws



BES-BELL3812

Diameter 9.5mm x L305mm bell hanger bit made from premium M2 grade steel. Cuts through wood, metal, nails & screws



BES-BELL1212

Diameter 12.7mm x L305mm bell hanger bit made from premium M2 grade steel. Cuts through wood, metal, nails & screws



BES-BELL1424

Diameter 6.4mm x L610mm bell hanger bit made from premium M2 grade steel. Cuts through wood, metal, nails & screws



BES-BELL3824

Diameter 9.5mm x L610mm bell hanger bit made from premium M2 grade steel. Cuts through wood, metal, nails & screws



BES-BELL1224

Diameter 12.7mm x L610mm bell hanger bit made from premium M2 grade steel. Cuts through wood, metal, nails & screws



BES-BELL1436

Diameter 6.4mm x L915mm bell hanger bit made from premium M2 grade steel. Cuts through wood, metal, nails & screws



BES-BELL3836

Diameter 9.5mm x L915mm bell hanger bit made from premium M2 grade steel. Cuts through wood, metal, nails & screws



BES-FLX1424

Diameter 6.4mm x L610mm HSS flex bit made from premium M2 grade steel. Cuts through wood, metal, nails & screws



BES-FLX3824

Diameter 9.5mm x L610mm HSS flex bit made from premium M2 grade steel. Cuts through wood, metal, nails & screws



BES-FLX1224

Diameter 12.7mm x L610mm HSS flex bit made from premium M2 grade steel. Cuts through wood, metal, nails & screws



BES-FLX1436

Diameter 6.4mm x L915mm HSS flex bit made from premium M2 grade steel. Cuts through wood, metal, nails & screws



BES-FLX3836

Diameter 9.5mm x L915mm HSS flex bit made from premium M2 grade steel. Cuts through wood, metal, nails & screws



BES-FLX1236

Diameter 12.7mm x L915mm HSS flex bit made from premium M2 grade steel. Cuts through wood, metal, nails & screws



BES-FLX1454

Diameter 6.4mm x L1372mm HSS flex bit made from premium M2 grade steel. Cuts through wood, metal, nails & screws



BES-FLX3854

Diameter 9.5mm x L1372mm HSS flex bit made from premium M2 grade steel. Cuts through wood, metal, nails & screws



BES-FLX1254

Diameter 12.7mm x L1372mm HSS flex bit made from premium M2 grade steel. Cuts through wood, metal, nails & screws

BES-FLX3872

Diameter 9.5mm x L1829mm HSS flex bit made from premium M2 grade steel. Cuts through wood, metal, nails & screws

BES-FLX1272

Diameter 12.7mm x L1829mm HSS flex bit made from premium M2 grade steel. Cuts through wood, metal, nails & screws

BES-QTT91648

Diameter 14.3mm x L1219mm auger flex bit, with four cutting edges allowing for rapid cutting. Crafted from high quality steel

BES-GLF415

Single 3 foot 4mm fibreglass glow rod, durable plastic coating super flexible design & perfect for a wide range of installations

BES-GLF410

Single 6 foot 4mm fibreglass glow rod, durable plastic coating super flexible design & perfect for a wide range of installations

Keep an eye on what matters to you

TVT

CCTV Solutions



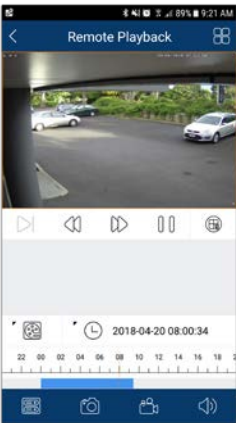


Protect what matters most to you!

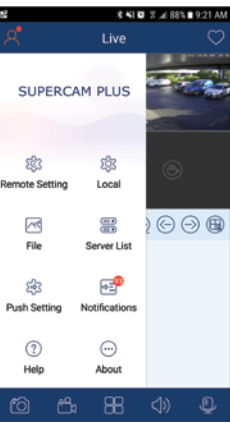
Consider adding a CCTV system to your home or business to protect your most valuable assets. TVT has a wide range of cameras and recorders to suit most applications and needs. Each TVT system comes with a free Apple or Android app so you can stay connected from anywhere, at any time

App Functions/Screenshots

Search/Playback



General Settings



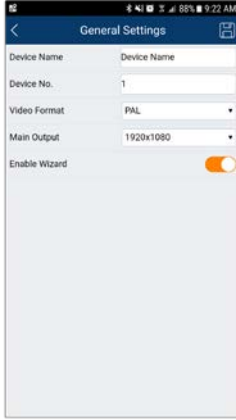
Select Camera



Single Camera



Device Settings



SuperCam Plus



TVT-4CHNVR-2CAMKIT AI-6MP

4 Channel NVR kit includes: 1x TVT-4CHNVR-P, 2 x TVT-D2.8POE-AI-6MP cameras, 2 x 20m CAT cables & 2TB HDD



TVT-4CHNVRKIT AI-6MP

4 Channel NVR kit includes: 1x TVT-4CHNVR-P, 4 x TVT-D2.8POE-AI-6MP cameras, 4 x 20m CAT6 cables & 2TB HDD



TVT-8CHNVRKIT AI-6MP

8 Channel NVR kit includes: 1x TVT-8CHNVR-P, 4 x TVT-D2.8POE-AI-6MP cameras, 4 x 20m CAT6 cables & 2TB HDD



TVT-4CHNVR-P

4 channel 1080P NVR 4 POE port with 2TB Hard Drive



TVT-8CHNVR-P

8 channel 1080P NVR 8 POE port with 2TB Hard Drive



TVT-16CHNVR-P

16 channel 1080P 4K NVR 16 POE port with 4TB Hard Drive



TVT-32CHNVR-P

32 channel 1080P 4K NVR 16 POE port with 6TB Hard Drive



TVT-64CHNVR

64 channel 1080P NVR 16 HDD slots with 2 x 6TB Hard Drive (note: no POE)



TVT-D2812POE

5MP 2.8 - 12mm motorised varifocal lens, POE waterproof dome camera. Compatible with TVT NVR's



TVT-D2.8POE AI-6MP

6MP 2.8mm fixed lens POE dome waterproof IP camera with smart AI. Compatible with TVT-NR's



TVT-B2812POE

4MP 2.8-12mm motorised varifocal lens POE waterproof bullet camera. Compatible with TVT-NVR's



TVT-P180-8POE

8MP starlight 180° panoramic waterproof bullet network camera. Compatible with TVT-NVR's



TVT-B2.8POE-Wifi

4MP IP bullet camera with built-in wifi capability. 20-30m IR range, intelligent analytics and outdoor ready (IP67)



TVT-360POE

6MP 1.07mm POE 360 degree fisheye camera with microphone. Outdoor ready. Compatible with TVT-NVR's



TVT-D28SPOE

2MP 2.8mm fixed lens, IP starlight waterproof dome POE camera. Compatible with TVT-NVR's



TVT-B2812-8POE

8MP 2.8-12mm motorised lens, waterproof bullet POE camera. Compatible with TVT-NVR's



TVT-D2812-8MP-AI

8MP 2.8-12mm motorised lens, waterproof dome POE camera. Compatible with TVT-NVR's



TVT-PTZ-MINI

2.8-12mm lens, auto-tracking, AI, IR night mode switching to full colour on AI detection, Active Deterrent. Compatible with TVT-NVR's



TVT-PTZ-TD8443IS

4MP 4.8 - 120mm 25x optical zoom, PTZ camera with auto tracking & starlight IR 150m network 4-inch smart PTZ



TVT-D2.8POE-B-AI

5MP 2.8mm fixed lens POE dome waterproof IP camera. Compatible with TVT-NR's



TVT-D2.8-F-4MP

4MP 2.8mm Fixed Lens Camera with high security flashing light. Compatible with TVT-NVR's



TVT-D2812-F-4MP

4MP 2.8mm - 12mm Varifocal Lens Camera with high security flashing light. Compatible with TVT-NVR's



IT-WifiCAM

4MP Wifi/solar security camera with AI for Indoor/outdoor applications



TVT-B28SPOE

2MP 2.8mm lens, IP starlight bullet POE camera Compatible with TVT-NVR's



TVT-D28C-POE

5MP Full Colour 2.8mm fixed lens, dome POE camera. Compatible with TVT-NVR's



TVT-B722POE

4MP 7-22mm lens, bullet POE camera with 100m IR. Compatible with TVT-NVR's



TVT-B722-2POE-LP

2MP 7-22mm lens Starlight, license plate recognition bullet POE camera with 100m IR. Compatible with TVT-8CHNVR-P & 16, 32 channel models



TVT-D722AI

2MP 7-22mm lens, waterproof Ai face recognition camera. Compatible with TVT-4CHNVR-P & 8, 16 & 32 channel models



Simple & Cost Effective TVI CCTV



TVT-4CHDVRKIT

4 channel DVR, 4x 3.6mm 1080P dome cameras, 4x 20m coax cables, 1TB HDD & 1x DC splitter



TVT-4CHTVR

4 channel 1080P output. TVI/AHD & CVI recorder with 1TB hard drive. Includes 4 external alarm inputs & 1 alarm output



TVT-8CHTVR

8 channel 1080P output. TVI/AHD & CVI recorder with 2TB hard drive. Includes 4 external alarm inputs & 1 alarm output



TVT-16CHTVR

16 channel 1080P output. TVI/AHD & CVI recorder with 4TB hard drive. Includes 4 external alarm inputs & 1 alarm output



TVT-16CHTVR-4K

16 Channel 4K TVR with 4TB Hard Drive



TVT-D2812-5MP TVI

5MP 2.8-12mm vari-focal lens. HD Analogue IR Dome Camera. Compatible with TVT-16CHTVR-4K



TVT-D3.6-5MP TVI

5MP 3.6mm HD Analogue IR Dome Camera. Compatible with TVT-16CHTVR-4K



TVT-B2812TVI

2.8-12mm 1080P waterproof bullet TVI camera. Compatible with TVT-TVR's



TVT-D2812TVI

2.8-12mm 1080P waterproof dome TVI camera. Compatible with TVT-TVR's



TVT-D2.8TVI

2.8mm fixed lens 1080P waterproof dome TVI camera. Compatible with TVT-TVR's

Additional CCTV Products & Accessories



POE-4

4 PoE PoE long distance switch



POE-8

8 PoE PoE long distance switch



POE-16

16 PoE Power Port Gigabit 30W per port (10/100Mbps)



POE-24

24 PoE Power Port Gigabit 30W per port (10/100Mbps)



TVT-YZJ0203

Wall mount camera bracket, compatible with TVT-D2.8TVI, TVT-D2.8POE-6MP-AI & TVT-D2812POE



TVT-YXH0103

Camera bracket junction box, perfect for hiding excess cables. Compatible with TVT-D2.8POE-6MP-AI, TVT-D2.8TVI



TVT-YXH0302

Camera Junction Box compatible with TVT-B2812TVI, TVT-D2.8TVI, TVT-B922POE, TVT-D2.8POE-6MP-AI, TVT-D2812POE & TVT-P180-8POE












TVT-YZJ0601











Corner mounting bracket for cameras



TVT-YZJ0811

Pendant bracket - must be used with YZJ0302 Junction Box

	TVT-YZJ0807	Ceiling mount bracket compatible with TVT-PTZ-MINI
	TVT-YZJ0701E	Mounting bracket compatible with TVT-PTZ-MINI
	TVT-YZJ0204	Wall mount camera bracket, compatible with TVT-D2812TVI
	TVT-YZJ0813	Ceiling mount camera bracket, compatible with TVT-360POE
	TVT-YXH0205	Camera bracket junction box, compatible with TVT-D2812TVI, TVT-D2.8TVI & TVT-D2.8POE-6MP-AI
	TVT-YXH0303	Camera bracket junction box, compatible with TVT-D2812TVI
	TVT-ZG0202	Extendable pole bracket 20cm length, may require additional mounting brackets based on your camera selection
	TVT-YZJ0408	Wall mount camera bracket, compatible with TVT-D2812TVI. Note - may require additional accessories
	TVT-YZJ0501	Pole mount camera bracket, compatible with dome & bullet cameras. Note - may require additional accessories depending on camera model

	POE INJECTOR	Single Port Gigabit POE Injector, input voltage 100-240VAC, output voltage 48VDC, data range 10/100/1000Mbps
	SWITCH-8	8 Port Gigabit Non POE Switch 12V/DC
	WIFI LR-CPE300P-KIT	Long range outdoor wireless bridge with maximum transmission range of 1km. Supports POE solutions and plug pack included
	IP EXTENDER	Transmit IP camera signal over existing coaxial cables. Transmission distance of up to 220m & includes built-in surge protection
	CAV-DUMMY	Weatherproof dummy CCTV camera with blinking LED
	MONITOR	23.8" Flat LED monitor HDMI + VGA
	BALUN	CVI/TVIAHD over CAT6 Balun Pair up to 300m. Compact size and easy installation
	CCTV SIGN-S	Small CCTV warning sign, PVC outdoor rated. Dimensions L240mm x W150mm
	CCTV SIGN-L	Large CCTV warning sign, PVC outdoor rated. Dimensions L300mm x W240mm
	CCTV STICKER	Warning surveillance cameras sticker. Dimensions L160mm x W80mm

Arrowhead Alarm Products

Making every home & business smart, safe & secure

Phone: (09) 414 0085

Website: www.aap.co.nz

For all Tech Sales Enquires

✉ Jeremy Skinner: jeremy@aap.co.nz

✉ Roman Jacobs: roman@aap.co.nz

For all orders

✉ orders@aap.co.nz

For all Tech Support Enquires

✉ tech@aap.co.nz

☎ (09) 414 0085



1A Emirali Road, Silverdale, 0932, Auckland, New Zealand

Sales Manager - Matt Hobson

✉ matt@aap.co.nz

☎ 027 588 9844

Lower North Island Sales Representative - Mark Kidd-Anderson

✉ mark@aap.co.nz

☎ 027 269 6602

South Island Sales Representative - Nicky Foden

✉ nicky@aap.co.nz

☎ 022 105 3589



Arrowhead
Alarm Products